



Design Technology in Year 3 Moving Robots

Practising pneumatics to use in our moving robots.













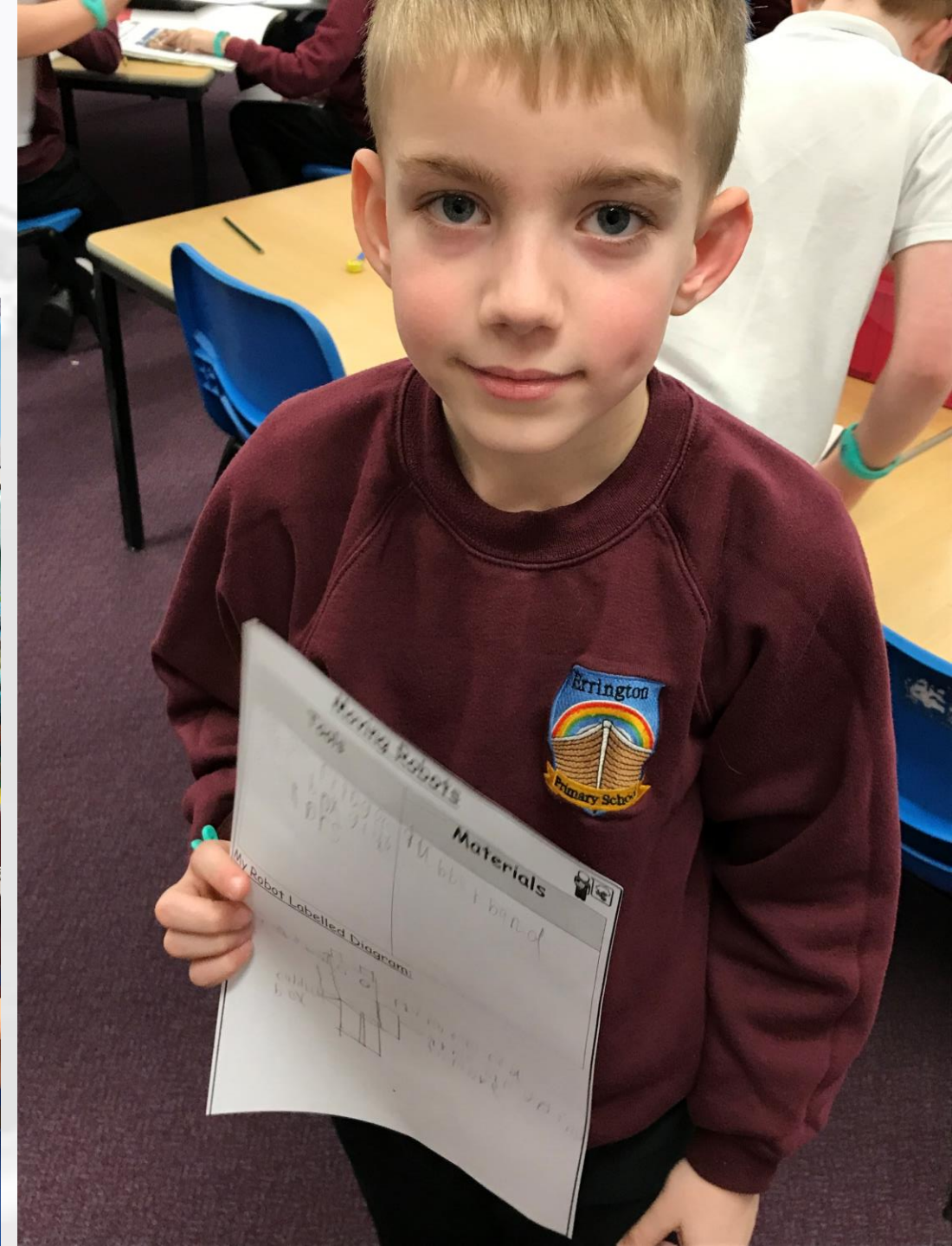




We planned our moving robots











Moving Robots

Tools	Materials
paint glue scissors tape cans	card, book box

My Robot Labelled Diagram:

half dog half rabbit head

moving feet

Moving Robots

Tools	Materials
scissors & glue tape	boxes cans tubes

My Robot Labelled Diagram:

Moving Robots

Design Criteria:
 My robot must have at least one moving part that moves using pneumatics.
 My robot must have eyes that light up and can be controlled using the computer.

My robot will be: *My robot will be a...*

Initial Idea Sketches:

My Robot Labelled Diagram:

We worked in groups to make our robots and used pneumatics to make them move.





















